



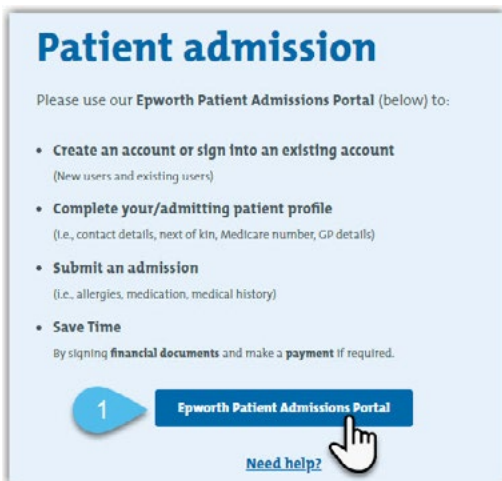
Create an account

To access the Patient Portal, click this link patient.epworth.org.au and follow the steps below. We recommend the use of the Chrome browser on all devices.

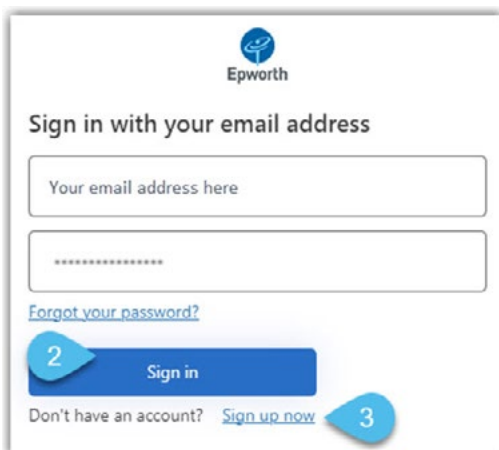
Sign up

If you are under 18 years of age, you will need a guardian to sign up as your account owner.

1. Click **Epworth Patient Admissions Portal**



2. If you already have an account, enter your email address, password and click the **Sign in** button.



Use the **Forgot your password?** link to reset a forgotten password.

3. If you are a **new user**, create a Portal account by clicking the **Sign up now** button.
4. Enter your **email address**.



5. Click the **Send verification code** button once (*clicking more than once will expire your first verification code sent*).

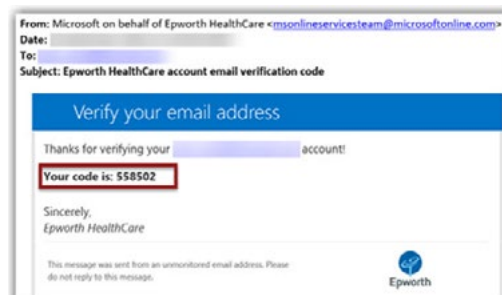


Verification tips

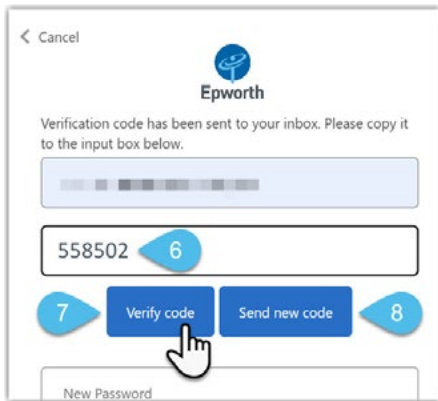
Keep the Epworth Patient Portal page open during the email verification process or you will have to start again.

Use another web browser window or your phone to view the email. Check your spam or junk folder if you cannot locate this email.

A **6-digit verification code** will be sent to the email address you entered (*verification codes expire after 3 minutes*).



- Enter the **6-digit code**, as indicated.
- Click the **Verify code** button.



Once you receive your verification code via email you have only **three minutes** to enter the code.

- If your verification code has expired, click the **Send new code** button.
- You will then be prompted to create a **password** and enter your **Given/First name** and **Surname**.



Password tips

Your password must have at least 8 characters. It requires a lower case, an upper case and a number or a symbol.

- Click the **Create** button

Add an account

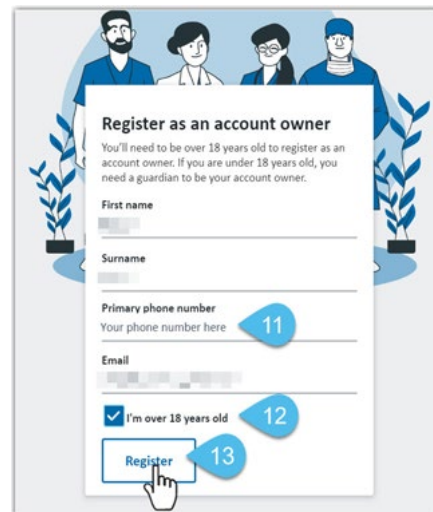
Next step is to create a basic Portal account.

The account owner creates a basic Portal account before adding any patient/s and admission information.

The Account owner receives all communications via email for all listed patients and admissions on their Portal account.

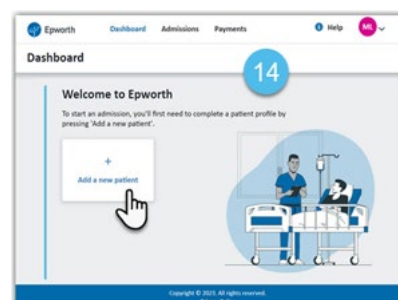
The **First name/Surname** and **Email** fields will prefill your data entered from the previous screen.

- Enter your **Primary phone number**.
- Select the **'I'm over 18 years old'** checkbox.
- Click the **Register** button.



Your new account dashboard (home page) will display.

- A **Welcome to Epworth** page will display the first time you create an account prompting you to complete a patient profile. The patient could be yourself or another person that you care for.



Next Step: Add patient and upcoming admission details to your Portal account. View our other user guide [Complete an online admission pdf](#).